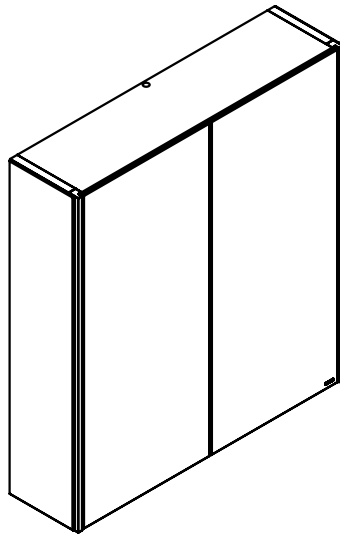
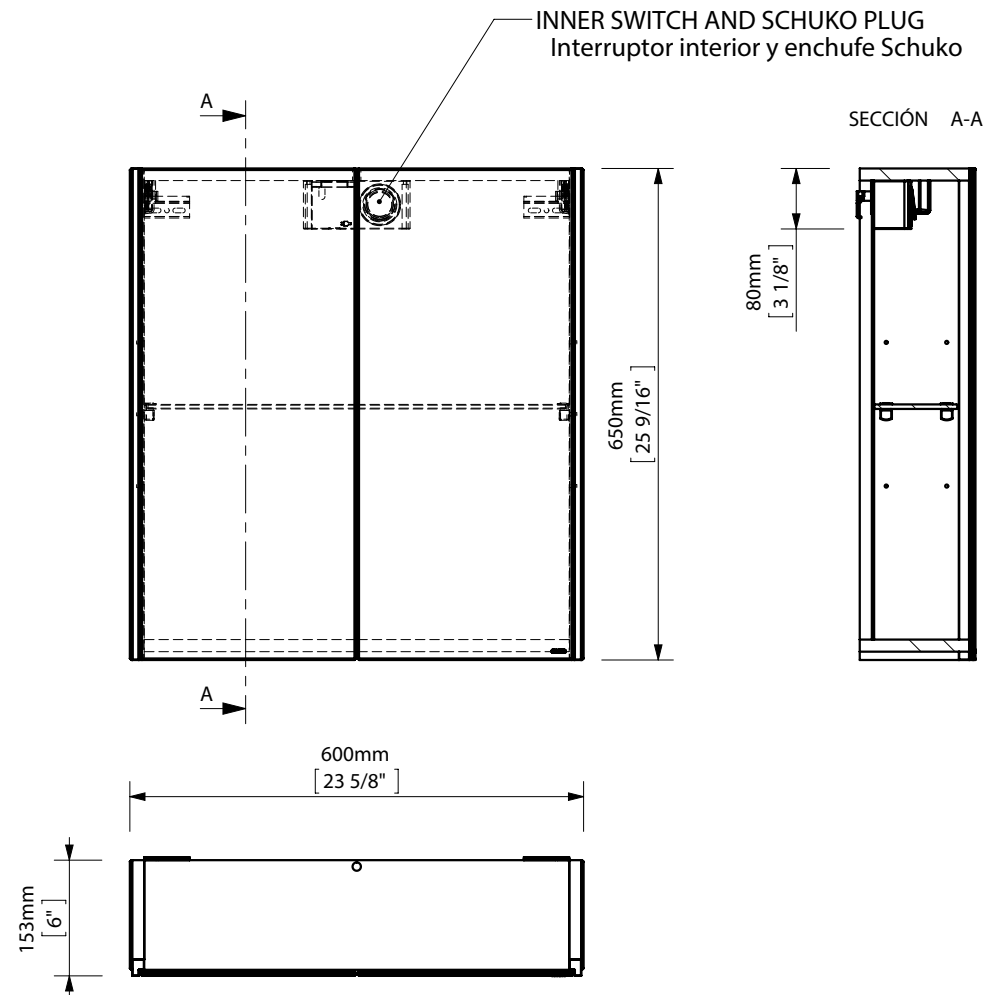
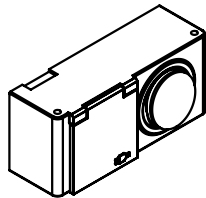


CABINET

2 DOORS 60 LED / 2 PUERTAS 60 LED



INNER SWITCH AND SCHUKO PLUG
Interruptor interior y enchufe Schuko



espec_666

Peso / Weight / Poids:

Data / Datos / Données: IP44, LED A++

Normas / Regulations / Normes:

Imágenes no a escala / Draw not to scale / Echelle non respectée

Sonia S.A se reserva el derecho de realizar cualquier cambio sin previo aviso
Sonia S.A has the right to make changes without notice
Sonia S.A se réserve le droit de procéder à tout changement sans notification préalable



www.sonia-sa.com