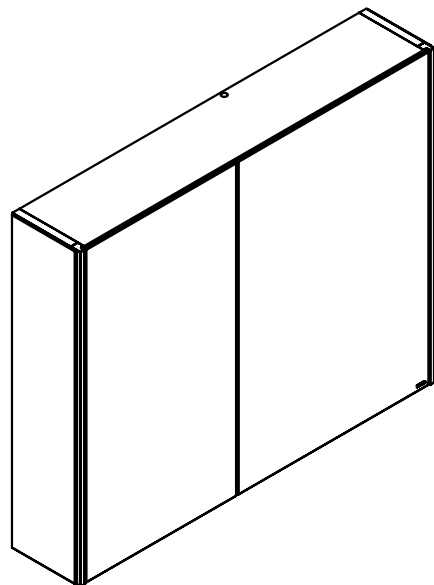
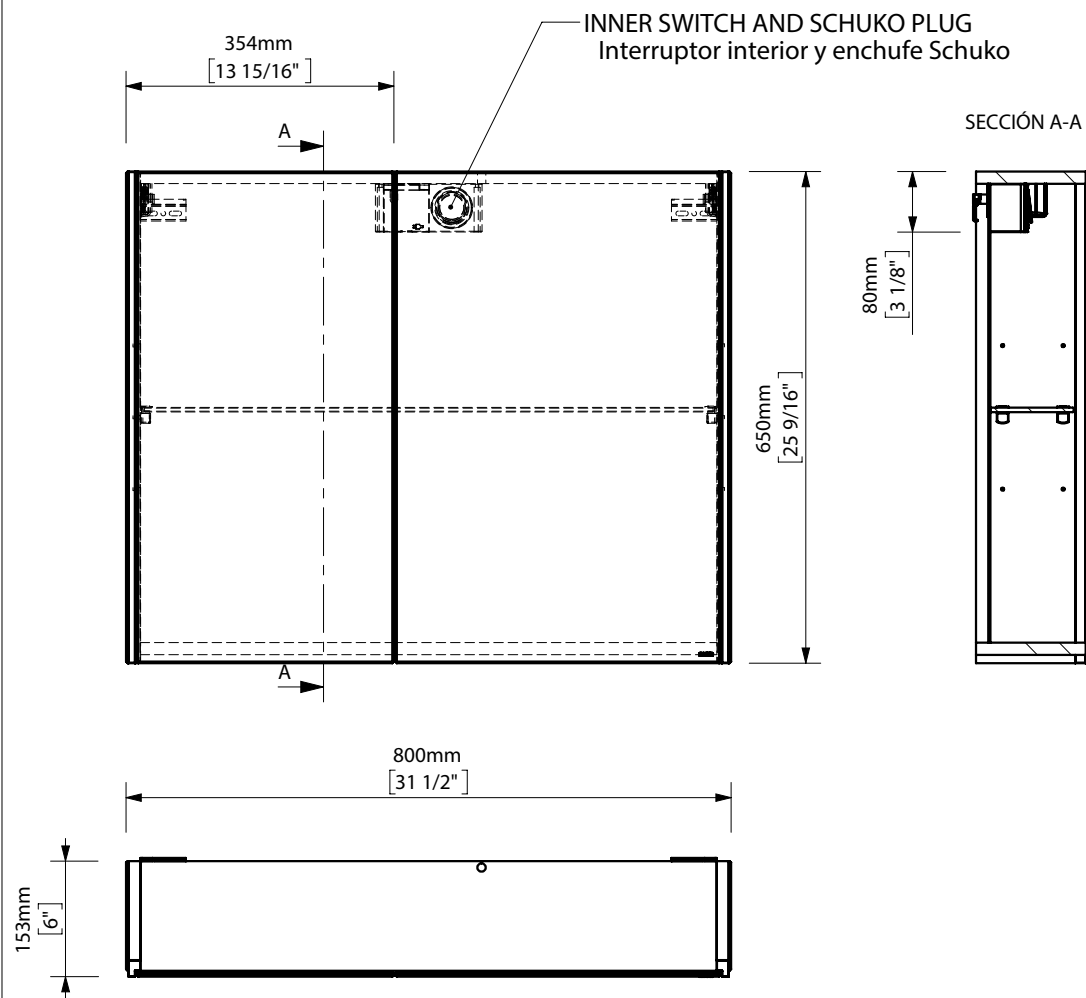
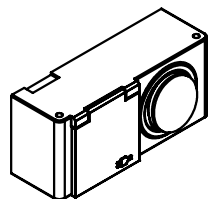


# CABINET

2 DOORS 80 LED / 2 PUERTAS 80 LED



INNER SWITCH AND SCHUKO PLUG  
Interruptor interior y enchufe Schuko



espec\_667

Peso / Weight / Poids:

Data / Datos / Données: IP44, LED A++, 12W, 882L/m, 4200°K

Normas / Regulations / Normes:

Imágenes no a escala / Draw not to scale / Echelle non respectée

Sonia S.A se reserva el derecho de realizar cualquier cambio sin previo aviso  
Sonia S.A has the right to make changes without notice  
Sonia S.A se réserve le droit de procéder à tout changement sans notification préalable



www.sonia-sa.com