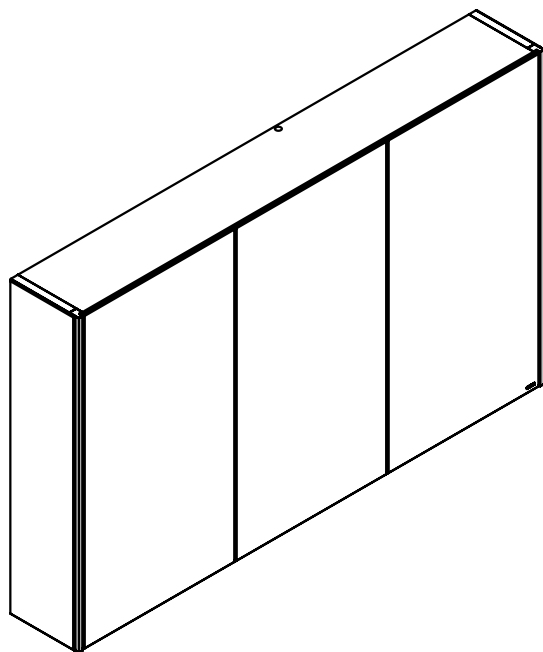
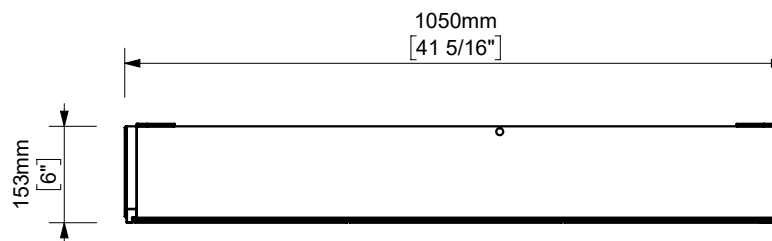
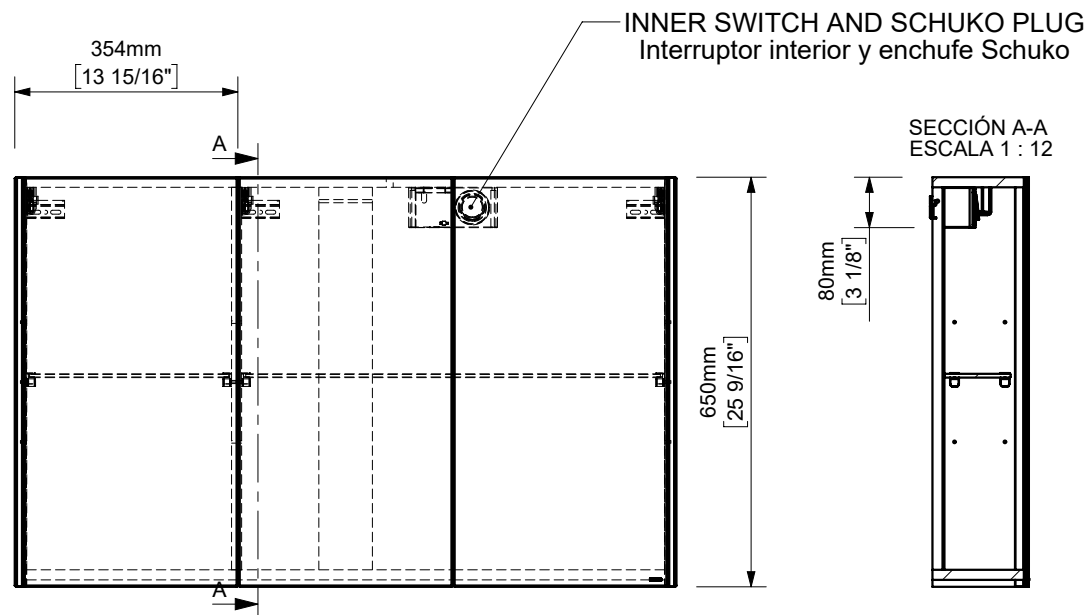
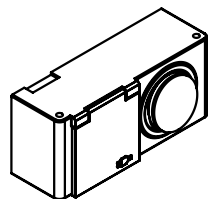


CABINET 3 DOORS 100 LED / 3 PUERTAS 100 LED



INNER SWITCH AND SCHUKO PLUG
Interruptor interior y enchufe Schuko



espec_668

Imagenes no a escala / Draw not to scale / Echelle non respectée

Peso / Weight / Poids:

Data / Datos / Données: IP44, LED A++, 12W, 882 L/m, 4200°K

Normas / Regulations / Normes:

Sonia S.A se reserva el derecho de realizar cualquier cambio sin previo aviso
Sonia S.A has the right to make changes without notice
Sonia S.A se réserve le droit de procéder à tout changement sans notification préalable



www.soniabath.com