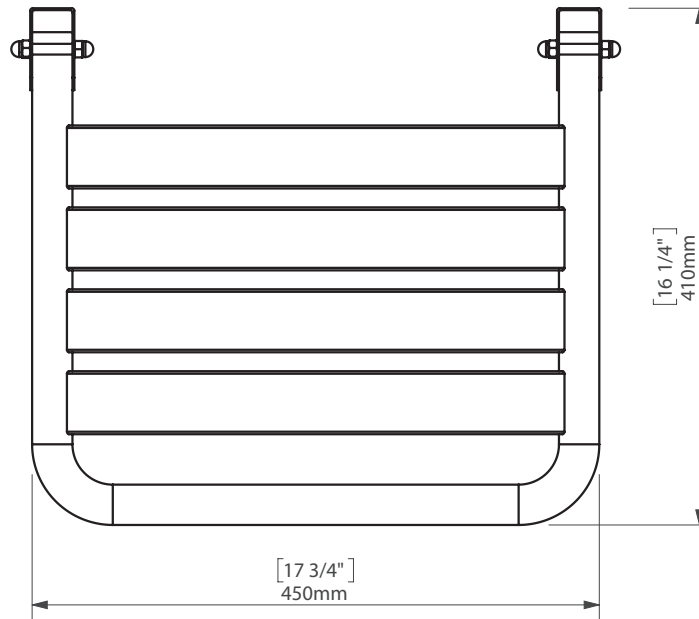
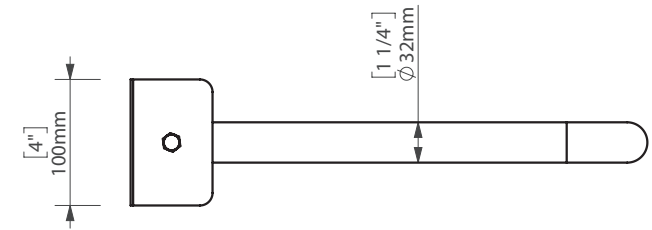
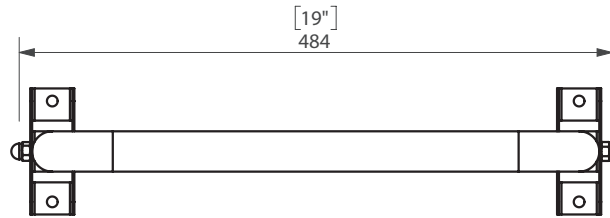
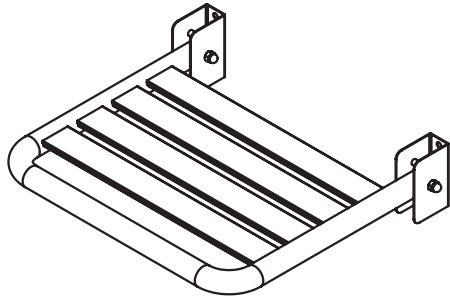


COMPLEMENTOS

SHOWER SEAT / ASIENTO DUCHA



espec_827

Peso / Weight / Poids :3,2

Data / Datos / Données:

Normas / Regulations / Normes UNE EN 16139

Imágenes no a escala / Draw not to scale / Echelle non respectée

Sonia S.A se reserva el derecho de realizar cualquier cambio sin previo aviso
Sonia S.A has the right to make changes without notice
Sonia S.A se réserve le droit de procéder à tout changement sans notification préalable



www.soniabath.com